

Intendente Municipalidad

De Villa Constitución

Prof. Jorge R. Berti

S            /            D

Adjunto **Cuenta de Inversión año 2016**

Atentamente.

Con copia a Secretaría de Administración y Finanzas

Villa Constitución, 21 de Junio de 2017



  
**JUAN CARLOS VALLES**  
Contador General

Intendente Municipalidad  
De Villa Constitución  
Prof. Jorge R. Berti  
S            /            D


Adjunto **Cuenta de Inversión año 2016**

Atentamente.

Con copia a Secretaría de Administración y Finanzas

Villa Constitución, 21 de Junio de 2017



  
**JUAN CARLOS VALLES**  
Contador General

**MUNICIPALIDAD  
DE  
VILLA CONSTITUCION**



**CUENTA DE INVERSION**

**2016**

**CONTADURIA GENERAL**



**RECURSOS**  
**MUNICIPALIDAD DE VILLA CONSTITUCION**  
**CUIT 30-99903505-8**

EJECUCIÓN PRESUPUESTO 2016 - AL 31/12/16

| DETALLE                             | Pto. Vigente 31/12/16 |                   | Ejecución al 31/12/16 |                    | %           |
|-------------------------------------|-----------------------|-------------------|-----------------------|--------------------|-------------|
|                                     | R.G.                  | R.E.              | Total                 | Total              |             |
| <b>TOTAL GENERAL</b>                | <b>289,543,006</b>    | <b>28,836,730</b> | <b>318,379,736</b>    | <b>340,389,499</b> | <b>107%</b> |
| <b>I.- TOTAL RECURSOS</b>           | <b>288,951,006</b>    | <b>4,650,000</b>  | <b>293,601,006</b>    | <b>316,779,588</b> | <b>108%</b> |
| <b>1.- Recursos Corrientes</b>      | <b>288,011,006</b>    | <b>4,500,000</b>  | <b>292,511,006</b>    | <b>315,751,668</b> | <b>108%</b> |
| - De Jurisdicción propia            | 152,889,006           | 0                 | 152,889,006           | 151,988,633        | 99%         |
| - Tributarios del ejercicio         | 132,305,000           | 0                 | 132,305,000           | 128,043,511        | 97%         |
| - Tasas y Derechos                  | 129,155,000           | 0                 | 129,155,000           | 125,344,215        | 97%         |
| - Contribución por mejoras          | 3,150,000             | 0                 | 3,150,000             | 2,699,296          | 86%         |
| - No tributarios del ejercicio      | 10,064,506            | 0                 | 10,064,506            | 12,232,445         | 122%        |
| - Tributarios ejercicio anterior    | 10,519,500            | 0                 | 10,519,500            | 11,712,677         | 111%        |
| - Tasas y Derechos                  | 9,104,500             | 0                 | 9,104,500             | 11,605,017         | 127%        |
| - Contribución por mejoras          | 1,415,000             | 0                 | 1,415,000             | 107,660            | 8%          |
| - No tributarios ejercicio anterior | 0                     | 0                 | 0                     | 0                  | 0           |
| - De Otras Jurisdicciones           | 135,122,000           | 4,500,000         | 139,622,000           | 157,969,715        | 117%        |
| - Copartición del ejercicio         | 121,542,000           | 0                 | 121,542,000           | 131,352,660        | 108%        |
| - Copartición ejercicio anterior    | 13,580,000            | 0                 | 13,580,000            | 22,979,727         | 169%        |
| - Fondo Federal Solidario           | 4,500,000             | 4,500,000         | 4,500,000             | 5,793,320          | 129%        |
| - Fondo Financiamiento Educativo    | 5,540,000             | 0                 | 5,540,000             | 3,637,327          | 66%         |
| <b>2.- Recursos de Capital</b>      | <b>940,000</b>        | <b>150,000</b>    | <b>1,090,000</b>      | <b>979,998</b>     | <b>94%</b>  |
| <b>II.- TOTAL FINANCIAMIENTO</b>    | <b>592,000</b>        | <b>24,186,730</b> | <b>24,778,730</b>     | <b>21,576,908</b>  | <b>87%</b>  |
| - Prosonu                           | 0                     | 1,120,000         | 1,120,000             | 1,286,700          | 115%        |
| - Fondo Ley 12385-año 2012          | 0                     | 420,000           | 420,000               | 419,878            | 100%        |
| - Fondo Ley 12385-año 2013          | 0                     | 1,230,000         | 1,230,000             | 1,227,046          | 100%        |
| - Fondo Ley 12385-año 2014          | 0                     | 5,440,000         | 5,440,000             | 7,525,686          | 138%        |
| - Fondo Ley 12385-año 2015          | 0                     | 5,666,730         | 5,666,730             | 0                  | 0%          |
| - Fondo Ley 13483-año 2015          | 0                     | 0                 | 0                     | 1,889,000          | 56%         |
| - Fondo Ley 12385-año 2016          | 0                     | 9,800,000         | 9,800,000             | 5,456,310          | 56%         |
| - Fundación Acindar                 | 60,000                | 0                 | 60,000                | 0                  | 0%          |
| - MDS-Dirección Políticas de Género | 0                     | 360,000           | 360,000               | 564,000            | 157%        |
| - MDS-Centro de Día                 | 0                     | 0                 | 0                     | 0                  | 0           |
| - DPVU 12 viviendas                 | 0                     | 0                 | 0                     | 0                  | 0           |
| - Ministerio de Seguridad           | 400,000               | 0                 | 400,000               | 150,000            | 254%        |
| - Varios                            | 132,000               | 0                 | 132,000               | 1,016,895          | 25%         |
| - Ministerio de Trabajo             | 0                     | 0                 | 0                     | 33,000             | 133%        |
| - MDS-Derechos Niñez                | 0                     | 150,000           | 150,000               | 200,000            | 133%        |
| - Dirección Provincial de Vialidad  | 0                     | 0                 | 0                     | 1,841,393          | 0           |
| - Aportes no reintegrables          | 0                     | 0                 | 0                     | 2,000,000          | 0           |
| - JGN - Urbaniz. 9 de julio         | 0                     | 0                 | 0                     | 0                  | 0           |

CUADRO 1  
Cifras en pesos



*[Handwritten Signature]*  
C.P. NICOLAS RUBICINI  
SEC. DE FINANZAS  
Y ADMINISTRACION

*[Handwritten Signature]*  
JUAN CARLOS VALLES  
Contador General

**EROGACIONES**  
**MUNICIPALIDAD DE VILLA CONSTITUCION**


EJECUCIÓN PRESUPUESTO 2016 - AL 31/12/16

**CUADRO 2**

| DETALLE                           | Pto. Vigente 31/12/16 |            | Ejecución al 31/12/16 |            | %           |      |
|-----------------------------------|-----------------------|------------|-----------------------|------------|-------------|------|
|                                   | R.G.                  | R.E.       | Total                 | Total      |             |      |
|                                   | R.G.                  | R.E.       | R.G.                  | R.E.       |             |      |
| <b>Cifras en pesos</b>            |                       |            |                       |            |             |      |
| <b>TOTAL GENERAL</b>              | 302,478,006           | 41,765,512 | 344,243,518           | 31,822,967 | 356,409,628 | 104% |
| <b>IV.- TOTAL EROGACIONES</b>     | 299,981,006           | 17,401,730 | 317,382,736           | 12,589,119 | 336,488,557 | 106% |
| <b>1.- Erogaciones Corrientes</b> | 289,750,500           | 1,915,000  | 291,665,500           | 4,132,688  | 325,675,386 | 112% |
| - Operación                       | 282,007,500           | 1,915,000  | 283,922,500           | 2,345,888  | 315,144,012 | 111% |
| - Personal                        | 213,774,400           |            | 213,774,400           |            | 216,420,164 | 101% |
| - Bs. y Serv. no personales       | 68,233,100            | 1,915,000  | 70,148,100            | 2,345,888  | 98,723,848  | 141% |
| - Intereses de la deuda           | 1,280,000             | 0          | 1,280,000             | 0          | 1,169,221   | 91%  |
| - Transferencias                  | 6,463,000             | 0          | 6,463,000             | 1,786,800  | 9,362,153   | 145% |
| - A clasificar                    | 0                     |            |                       |            |             |      |
| <b>2.- Erogaciones de Capital</b> | 10,230,506            | 15,486,730 | 25,717,236            | 8,456,431  | 10,813,171  | 42%  |
| - Inversión Real                  | 9,810,506             | 15,486,730 | 25,297,236            | 1,942,165  | 10,398,596  | 41%  |
| - Bienes de Capital               | 2,460,506             | 0          | 2,460,506             | 1,942,165  | 3,111,498   | 126% |
| - Trabajos Públicos               | 7,350,000             | 15,486,730 | 22,836,730            | 7,287,098  | 7,287,098   | 32%  |
| - Bienes Pre-existentes           | 420,000               | 0          | 420,000               | 414,575    | 414,575     | 99%  |
| - Inversión financiera            |                       |            |                       | 0          |             |      |
| - Aportes de Capital              |                       |            |                       | 0          |             |      |
| <b>V.- OTRAS EROGACIONES</b>      | 2,497,000             | 24,363,782 | 26,860,782            | 687,223    | 19,921,071  | 74%  |
| - Erogac. p/atender amort.deudas  | 697,000               | 0          | 697,000               | 633,223    | 633,223     | 91%  |
| - Otras Erogaciones               | 1,800,000             | 24,363,782 | 26,163,782            | 54,000     | 19,287,848  | 74%  |
| <b>Erogaciones Figurativas</b>    |                       |            |                       |            | 0           |      |



  
**C.P. NICOLÁS RUBICINI**  
 SEC. DE FINANZAS  
 Y ADMINISTRACION

  
**JUAN CARLOS VALLES**  
 Contador General

  
**Prof. JORGE RAMÓN BERTI**  
 Intendente Municipal



**CUADRO ANALÍTICO DE RECURSOS JURISDICCIONALES PROPIOS**  
**MUNICIPALIDAD DE VILLA CONSTITUCIÓN**  
**CUIT 30-99903505-8**

EJECUCION PRESUPUESTO 2016 - AL 31/12/16

CUADRO 3

Cifras en pesos

| DETALLE                                | Pto. Vigente 31/12/16 |                    |                   | Ejecución al 31/12/16 |                    |                   | %           |
|--|-----------------------|--------------------|-------------------|-----------------------|--------------------|-------------------|-------------|
|  | Total                 | Del ejerc.         | Ej.anter.         | Total                 | Del ejerc.         | Ej. anter.        |             |
| <b>TRIBUTARIOS</b>                     | <b>142,824,500</b>    | <b>132,305,000</b> | <b>10,519,500</b> | <b>139,756,188</b>    | <b>128,043,511</b> | <b>11,712,677</b> | <b>98%</b>  |
| - Tasa Gral. Inmuebles                 | 35,350,000            | 32,800,000         | 2,550,000         | 35,842,867            | 31,084,491         | 4,758,376         | 101%        |
| - Tasa Sanitaria                       | 27,290,000            | 25,100,000         | 2,190,000         | 27,671,823            | 23,740,897         | 3,930,926         | 101%        |
| - F.M.O.P.                             | 3,300,000             | 3,300,000          | 0                 | 4,708,490             | 4,708,490          | 0                 | 143%        |
| - C.E.P.O.I.P.                         | 1,800,000             | 1,800,000          | 0                 | 2,311,352             | 2,311,352          | 0                 | 128%        |
| - CONSISA                              | 1,000,000             | 1,000,000          | 0                 | 567,367               | 567,367            | 0                 | 57%         |
| - Fondo Adquisición Terrenos           | 100,000               | 100,000            | 0                 | 0                     | 0                  | 0                 | 0%          |
| - Derecho Reg. e inspección            | 52,050,000            | 49,100,000         | 2,950,000         | 49,014,462            | 47,152,352         | 1,862,110         | 94%         |
| - Derechos de cementerio               | 345,000               | 345,000            | 0                 | 346,257               | 346,257            | 0                 | 100%        |
| - Der. accs. espectáculos públicos     | 250,000               | 250,000            | 0                 | 200,071               | 200,071            | 0                 | 80%         |
| - Der. abasto, mat e insp. veterinari. | 1,300,000             | 1,300,000          | 0                 | 1,704,633             | 1,704,633          | 0                 | 131%        |
| - Der. ocupación dominio público       | 4,273,500             | 3,275,000          | 998,500           | 4,281,928             | 3,618,464          | 663,464           | 100%        |
| - Consec. De uso Cementerio            | 746,000               | 740,000            | 6,000             | 951,728               | 951,611            | 117               | 128%        |
| - Permisos de uso                      | 100,000               | 100,000            | 0                 | 119,589               | 119,589            | 0                 | 120%        |
| - Derecho Transporte Público           | 10,000                | 10,000             | 0                 | 8,295                 | 8,295              | 0                 | 83%         |
| - Tasa actuac. administrativas         | 7,150,000             | 7,150,000          | 0                 | 6,279,010             | 6,279,010          | 0                 | 88%         |
| - Tasa actuac. Admin.gestores cob      | 115,000               | 115,000            | 0                 | 141,142               | 141,142            | 0                 | 123%        |
| - Mantenimiento cementerio             | 1,420,000             | 1,220,000          | 200,000           | 1,611,789             | 1,349,306          | 262,483           | 114%        |
| - Contribución p/ mejoras              | 4,565,000             | 3,150,000          | 1,415,000         | 2,806,956             | 2,699,296          | 107,660           | 61%         |
| - Ingresos a clasificar                | 0                     | 0                  | 0                 | 3,140                 | 3,140              | 0                 | 0           |
| - Tasa Rural Año actual                | 0                     | 0                  | 0                 | 33,655                | 33,655             | 0                 | 0           |
| - Intereses Tasa única                 | 50,000                | 50,000             | 0                 | 37,232                | 37,232             | 0                 | 74%         |
| - Intereses por mora Tasa rural        | 0                     | 0                  | 0                 | 460                   | 460                | 0                 | 0           |
| - Tasa Rural Año Anterior              | 0                     | 0                  | 0                 | 155                   | 0                  | 155               | 0           |
| - Der.habilitación e inspec. Antenas   | 200,000               | 200,000            | 0                 | 37,638                | 37,638             | 0                 | 19%         |
| - Derecho Publicidad y Propaganda      | 450,000               | 450,000            | 0                 | 248,762               | 248,762            | 0                 | 55%         |
| - Fondo Proyecto Planta Potabilizadora | 200,000               | 0                  | 200,000           | 127,382               | 0                  | 127,382           | 64%         |
| - Tasa Agroalimentaria local           | 760,000               | 750,000            | 10,000            | 699,992               | 699,992            | 0                 | 92%         |
| <b>NO TRIBUTARIOS</b>                  | <b>10,064,506</b>     | <b>10,064,506</b>  | <b>0</b>          | <b>12,232,445</b>     | <b>12,232,445</b>  | <b>0</b>          | <b>122%</b> |
| - Multas e infracciones                | 5,200,000             | 5,200,000          | 0                 | 4,804,776             | 4,804,776          | 0                 | 92%         |
| - Intereses ganados                    | 1,043,506             | 1,043,506          | 0                 | 4,521,285             | 4,521,285          | 0                 | 433%        |
| - Donaciones Hogar ancianos            | 250,000               | 250,000            | 0                 | 436,305               | 436,305            | 0                 | 175%        |
| - Der. acarreo y guarda                | 120,000               | 120,000            | 0                 | 182,234               | 182,234            | 0                 | 152%        |
| - Reintegros ART                       | 400,000               | 400,000            | 0                 | 361,244               | 361,244            | 0                 | 90%         |
| - Recupero de Fondos                   | 180,000               | 180,000            | 0                 | 106,510               | 106,510            | 0                 | 59%         |
| - Varios                               | 60,000                | 60,000             | 0                 | 102,907               | 102,907            | 0                 | 172%        |
| - Recupero de sueldos                  | 125,000               | 125,000            | 0                 | 24                    | 24                 | 0                 | 0%          |
| - Dción Vivienda - Vta terrenos        | 240,000               | 240,000            | 0                 | 387                   | 387                | 0                 | 0%          |
| - Juicios                              | 60,000                | 60,000             | 0                 | 161,483               | 161,483            | 0                 | 269%        |
| - Servicios a Terceros                 | 6,000                 | 6,000              | 0                 | 0                     | 0                  | 0                 | 0%          |
| - Derecho Urbanización                 | 360,000               | 360,000            | 0                 | 0                     | 0                  | 0                 | 0%          |
| - Estacionamiento medido               | 1,950,000             | 1,950,000          | 0                 | 1,316,893             | 1,316,893          | 0                 | 68%         |
| - Obleas Velocípedos                   | 15,000                | 15,000             | 0                 | 24,808                | 24,808             | 0                 | 165%        |
| - Multas Agencia Seg. Vial             | 0                     | 0                  | 0                 | 213,582               | 213,582            | 0                 | 0           |
| - Remate Vehículos                     | 55,000                | 55,000             | 0                 | 0                     | 0                  | 0                 | 0%          |
| <b>Total General</b>                   | <b>152,889,006</b>    | <b>142,369,506</b> | <b>10,519,500</b> | <b>151,988,633</b>    | <b>140,275,956</b> | <b>11,712,677</b> | <b>99%</b>  |

**JUAN CARLOS VALLES**  
Contador General

**C.P. NICOLAS RUBICINI**  
SEC. DE FINANZAS  
Y ADMINISTRACION



**Prof. JORGE RAMÓN BERTI**  
Intendente Municipal

**CUADRO ANALÍTICO DE TRABAJOS PÚBLICOS  
MUNICIPALIDAD DE VILLA CONSTITUCIÓN**

EJECUCIÓN PRESUPUESTO 2016 - AL 31/12/16

CUADRO 4

Cifras en pesos

| Denominación de la Obra                   | ADM. TERC. | Presupuesto vigente 31/12/16 |                   | Ejecución al 31/12/16 |                   | %          |
|---|------------|------------------------------|-------------------|-----------------------|-------------------|------------|
|   |            | R.G.                         | R.E.              | R.G.                  | R.E.              |            |
| <b>OBRAS DE ARRASTRE</b>                  |            |                              |                   |                       |                   |            |
| Remodelación Plaza de la Constitución     | 3°         |                              | 1,230,000         |                       | 1,785,780         | 145%       |
| Mejoramiento vial barrios                 | 3°         |                              | 3,150,000         |                       | 2,340,806         | 74%        |
| Pav. Avda. P.d. Segundo (S. Cruz-Mosconi) | 3°         |                              | 1,716,100         |                       |                   |            |
| Pav. Calle 9 de Julio                     | 3°         |                              | 2,363,900         |                       | 125,667           | 9%         |
| Cordón cuneta calle Is. Malvinas          | 3°         |                              | 1,360,000         |                       | 2,363,900         | 119%       |
| Pavimento Calle Islas Malvinas            | 3°         |                              | 1,994,690         |                       | 670,945           |            |
| Pav. Calle Alberdi y Avda. del Trabajo    | 3°         |                              | 1,842,630         |                       |                   |            |
| Pavimento Predio Ex Cilsa                 | 3°         |                              | 1,452,200         |                       |                   |            |
| Saldo Ley 12385                           |            |                              | 377,210           |                       |                   | 0%         |
| <b>Total Obras Arrastre</b>               |            | 0                            | <b>15,486,730</b> | 0                     | <b>7,287,098</b>  | <b>47%</b> |
| <b>OBRAS NUEVAS</b>                       |            |                              |                   |                       |                   |            |
| Ley 12385 Destinos varios                 |            | 7,350,000                    | 7,350,000         |                       |                   | 0%         |
| Urbanización Barrio 9 de julio            | 3°         |                              | 24,363,782        |                       | 19,233,848        | 79%        |
| <b>Total Obras Nuevas</b>                 |            | <b>7,350,000</b>             | <b>24,363,782</b> | 0                     | <b>19,233,848</b> | <b>61%</b> |
| <b>TOTAL Obras Públicas</b>               |            | <b>7,350,000</b>             | <b>39,850,512</b> | 0                     | <b>26,520,946</b> | <b>56%</b> |
| <b>Obras SAYMA</b>                        |            |                              |                   |                       |                   |            |
| Pozo de agua                              |            | 0                            | 0                 | 0                     | 0                 |            |
| Total Obras SAYMA                         |            | 0                            | 0                 | 0                     | 0                 |            |
| <b>TOTAL GENERAL</b>                      |            | <b>7,350,000</b>             | <b>47,200,512</b> | 0                     | <b>26,520,946</b> | <b>56%</b> |

**JUAN CARLOS VALLES**  
Contador General

C.P. NICOLÁS RUBICINI  
SEC. DE FINANZAS  
Y ADMINISTRACION



**Prof. JORGE RAMÓN BERTY**  
Intendente Municipal







**CUENTAS Y SITUACIONES DE ORDEN  
MUNICIPALIDAD DE VILLA CONSTITUCIÓN  
CUIT 30-99903505-8**

**CUADRO 6A**

**EJECUCIÓN PRESUPUESTO 2016 - AL 31/12/16**

**Cifras en pesos**

|  |                    |
|--|--------------------|
| TRIBUTOS A COBRAR (Devengados y vencidos)                    | <b>106,076,949</b> |
|  |                    |
| ADJUDICACIONES PLURIANUALES                                  | <b>0</b>           |
| No existen   |                    |
|  |                    |
| AVALES Y FIANZAS OTORGADAS POR LA MUNICIPALIDAD              | <b>0</b>           |
| No existen   |                    |
|  |                    |
| OTROS  |                    |
| - Reintegro contribuyentes Contrib.Sist. Sanitario - CONSISA | <b>52,055</b>      |
| - Reparaciones y reconstruc. viviendas manzana "J"           | <b>(*)</b>         |

(\*) Sin importe determinado por no existir liquidaciones firmes a la fecha.

*Juan Carlos Valles*  
**JUAN CARLOS VALLES**  
Contador General

*Nicolas Rubicini*  
C.P. NICOLAS RUBICINI  
SEC. DE FINANZAS  
Y ADMINISTRACION



*Jorge Ramón Berti*  
Prof. JORGE RAMÓN BERTI  
Intendente Municipal

**FORMULARIO ANALITICO- USO DEL CREDITO- ENDEUDAMIENTO  
DEUDAS NO VENCIDAS NI EXIGIBLES GENERADAS POR EJECUCION DE FINANCIAMIENTO  
MUNICIPALIDAD DE VILLA CONSTITUCIÓN  
CUIT 30-999903505-8**


**EJECUCION PRESUPUESTO 2016 - AL 31/12/16**


**CUADRO 6B**

Cifras en pesos

| Acreedor | Medida de Gobierno Pcial. que Autoriza | Presup. por los que pasó Uso del Crédito | Monto Inicial Deuda | Amortiz. de la Operación |                       | Intereses     |               | Deuda Capital Al 31/12/2016 | Servicios 2016  |          |        |   |
|----------|--|--|---------------------|--------------------------|-----------------------|---------------|---------------|-----------------------------|-----------------|----------|--------|---|
|          |  |  |                     | Fecha Primer Amortiz.    | Fecha Ultima Amortiz. | Ritmo de Pago | Ritmo de Pago |                             | 1 Venc. 2 Adel. | Amortiz. | Inter. |   |
| PROMUDI  | 007/2013                               | 2013                                     | \$ 360,000          | junio/2013               | 05.08.2016            | MENSUAL       | MENSUAL       | 1                           | 0               | 0        | 0      | 0 |

  
**JUAN CARLOS VALLES**  
Contador General

  
CP. NICOLAS RUBICINI  
SEC. DE FINANZAS  
Y ADMINISTRACION

  
Prof. JORGE RAMÓN BERTI  
Intendente Municipal



**CUADRO ANALÍTICO DE TRANSFERENCIAS  
MUNICIPALIDAD DE VILLA CONSTITUCIÓN**

**CUADRO 6C EJECUCIÓN PRESUPUESTO 2015- AL 31/12/16**

| DETALLE                       | Presupuesto vigente<br>31/12/2016 | Ejecución al<br>31/12/2016 | %           |
|-------------------------------|-----------------------------------|----------------------------|-------------|
| F.A.E.                        | 3,600,000                         | 4,450,369                  | 124%        |
| SAMCO                         | 1,480,000                         | 1,556,279                  | 105%        |
| Hogar del Menor               | 1,000                             | 387                        | 39%         |
| Bomberos Voluntarios          | 1,500                             | 738                        | 49%         |
| Radio Club                    | 500                               | 221                        | 44%         |
| AVLPIRI                       | 1,000                             | 387                        | 39%         |
| Comedores Escolares           | 3,000                             | 1,054                      | 35%         |
| Codisco                       | 1,000                             | 387                        | 39%         |
| IMV                           | 0                                 | 0                          |             |
| Reintegro Créd. Fisc. CONSISA | 120,000                           | 64,996                     | 54%         |
| Subsidios y Becas             | 1,105,000                         | 3,287,335                  | 297%        |
| <b>TOTALES</b>                | <b>6,313,000</b>                  | <b>9,362,153</b>           | <b>148%</b> |

  
CP. NICOLAS RUBICINI  
SEC. DE FINANZAS  
Y ADMINISTRACION

  
JUAN CARLOS VALLES  
Contador General



  
Prof. JORGE RAMÓN BERTI  
Intendente Municipal

**TRIBUTOS A COBRAR**  
**MUNICIPALIDAD DE VILLA CONSTITUCIÓN**  
**CUIT 30-99903505-8**

CUADRO 6D1  
 Cifras en pesos

EJECUCIÓN PRESUPUESTO 2016- AL 31/12/16

**TASA GENERAL DE INMUEBLES**

| Detalle              | 2013 y Ant.       | 2014             | 2015              | 2016              | Total             |
|----------------------|-------------------|------------------|-------------------|-------------------|-------------------|
| Valores Originales   | 8,971,679         | 4,424,923        | 7,651,398         | 12,823,981        | 33,871,981        |
| Actualiz. y Recargos | 14,975,003        | 3,217,751        | 3,764,372         | 2,715,585         | 24,672,709        |
| <b>TOTAL</b>         | <b>23,946,682</b> | <b>7,642,673</b> | <b>11,415,769</b> | <b>15,539,565</b> | <b>58,544,690</b> |

**TASA SANITARIA**

| Detalle              | 2013 y Ant.       | 2014             | 2015             | 2016              | Total             |
|----------------------|-------------------|------------------|------------------|-------------------|-------------------|
| Valores Originales   | 6,970,460         | 3,509,151        | 5,988,996        | 10,179,474        | 26,648,081        |
| Actualiz. y Recargos | 13,229,876        | 2,552,130        | 2,945,286        | 2,156,886         | 20,884,178        |
| <b>TOTAL</b>         | <b>20,200,335</b> | <b>6,061,281</b> | <b>8,934,282</b> | <b>12,336,361</b> | <b>47,532,259</b> |

*Juan Carlos Valles*  
**JUAN CARLOS VALLES**  
 Contador General

*Nicolas Rubicini*  
 C.P. NICOLAS RUBICINI  
 SEC. DE FINANZAS  
 Y ADMINISTRACION



*Jorge Ramón Berti*  
 Prof. JORGE RAMÓN BERTI  
 Intendente Municipal



**COMPARACIÓN EMISIÓN - RECAUDACIÓN  
MUNICIPALIDAD DE VILLA CONSTITUCIÓN  
CUIT 30-99903505-8**

CUADRO 6 D2

**TASA GENERAL DE INMUEBLES**


Cifras en pesos


| Período                 | Nº Contrib. | Emitido           | Recaudado         | %          |
|-------------------------|-------------|-------------------|-------------------|------------|
| <b>Año 2016 - Total</b> |             | <b>48,734,945</b> | <b>35,928,030</b> | <b>74%</b> |
| 12° Anticipo            | 15,246      | 4,541,720         | 3,067,283         | 68%        |
| 1° Anticipo             | 15,531      | 3,941,480         | 3,019,346         | 77%        |
| 2° Anticipo             | 15,531      | 3,941,480         | 2,992,303         | 76%        |
| 3° Anticipo             | 15,531      | 3,941,480         | 2,953,456         | 75%        |
| 4° Anticipo             | 15,531      | 3,941,480         | 2,974,928         | 75%        |
| 5° Anticipo             | 15,460      | 3,863,583         | 2,930,846         | 76%        |
| 6° Anticipo             | 15,460      | 3,863,583         | 2,901,563         | 75%        |
| 7° Anticipo             | 15,463      | 3,864,615         | 2,876,509         | 74%        |
| 8° Anticipo             | 15,463      | 3,864,615         | 3,215,609         | 83%        |
| 9° Anticipo             | 15,423      | 4,323,637         | 3,134,456         | 72%        |
| 10° Anticipo            | 15,423      | 4,323,637         | 3,049,901         | 71%        |
| 11° Anticipo            | 15,423      | 4,323,637         | 2,811,830         | 65%        |

**TASA SANITARIA**

Cifras en pesos

| Período                 | Nº Contrib. | Emitido           | Recaudado         | %          |
|-------------------------|-------------|-------------------|-------------------|------------|
| <b>Año 2016 - Total</b> |             | <b>35,601,369</b> | <b>25,836,930</b> | <b>73%</b> |
| 12° Anticipo            | 15,202      | 2,219,594         | 1,464,687         | 66%        |
| 1° Anticipo             | 15,483      | 2,933,656         | 2,220,347         | 76%        |
| 2° Anticipo             | 15,483      | 2,933,656         | 2,812,016         | 96%        |
| 3° Anticipo             | 15,483      | 2,933,656         | 2,161,742         | 74%        |
| 4° Anticipo             | 15,483      | 2,933,656         | 2,134,307         | 73%        |
| 5° Anticipo             | 15,566      | 2,957,722         | 2,163,906         | 73%        |
| 6° Anticipo             | 15,566      | 2,957,722         | 2,130,750         | 72%        |
| 7° Anticipo             | 15,566      | 2,957,722         | 2,107,714         | 71%        |
| 8° Anticipo             | 15,566      | 2,957,722         | 2,078,515         | 70%        |
| 9° Anticipo             | 15,389      | 3,272,088         | 2,310,829         | 71%        |
| 10° Anticipo            | 15,389      | 3,272,088         | 2,214,201         | 68%        |
| 11° Anticipo            | 15,389      | 3,272,088         | 2,037,916         | 62%        |

  
**JUAN CARLOS VALLES**  
Contador General

  
C.P. NICOLAS RUBICINI  
SEV. DE FINANZAS  
Y ADMINISTRACION




  
Prof. JORGE RAMÓN BERTI  
Intendente Municipal

**COMPARACIÓN COMPROMETIDO / LIQUIDADADO**  
**MUNICIPALIDAD DE VILLA CONSTITUCIÓN**  
**EJECUCIÓN PRESUPUESTO 2016 - AL 31/12/16**

**CUADRO 7**

Cifras en pesos

| Concepto                          | Comprometido<br>Contable | Ajuste | Liquidado<br>Contable | Ajuste |
|-----------------------------------|--------------------------|--------|-----------------------|--------|
| <b>TOTAL GENERAL</b>              | <b>356,409,628</b>       |        | <b>322,456,147</b>    |        |
| <b>Total Gral. Erogaciones</b>    | 336,488,557              |        | 303,337,072           |        |
| <b>1.- Erogaciones Corrientes</b> | 325,675,386              |        | 292,973,236           |        |
| - Operación                       | 315,144,012              |        | 286,893,856           |        |
| - Personal                        | 216,420,164              |        | 191,053,726           | 12     |
| - Bs. y Serv. no personales       | 98,723,848               |        | 95,840,130            |        |
| - Intereses de la deuda           | 1,169,221                |        | 1,169,221             |        |
| - Transferencias                  | 9,362,153                |        | 4,910,159             |        |
| <b>2.- Erogaciones de Capital</b> | 10,813,171               |        | 10,363,836            |        |
| - Inversión Real                  | 10,398,596               |        | 9,949,261             |        |
| - Bienes de capital               | 3,111,498                |        | 2,913,498             |        |
| - Trabajos públicos               | 7,287,098                |        | 7,035,763             |        |
| - Bienes preexistentes            | 414,575                  |        | 414,575               |        |
| <b>3.- Otras Erogaciones</b>      | 19,921,071               |        | 19,119,075            |        |
| - Para atender amort.deudas       | 633,223                  |        | 633,223               |        |
| - Por cta. de terceros            | 19,287,848               |        | 18,431,852            |        |
| - Otras                           | 0                        |        | 54,000                |        |



Prof. JORGE RAMÓN BERTI  
Intendente Municipal

*[Signature]*  
C.P. NICOLÁS RUBICINI  
SEC. DE FINANZAS  
Y ADMINISTRACION

*[Signature]*  
JUAN CARLOS VALLES  
Contador General



**CLASIFICACIÓN DE LAS EROGACIONES POR FINALIDADES  
MUNICIPALIDAD DE VILLA CONSTITUCIÓN**

**EJECUCIÓN PRESUPUESTO 2016 - AL 31/12/16**

**CUADRO 8**

| Detalle                         | Total<br>Presupuesto | Total<br>Ejecutado | Administ.<br>Central | Servic. a la<br>Comunidad | Promoc.<br>Cultural | Desarrollo<br>Urbano | Deuda<br>Pública | Otras a<br>Clasificar |
|---------------------------------|----------------------|--------------------|----------------------|---------------------------|---------------------|----------------------|------------------|-----------------------|
| <b>TOTAL GENERAL</b>            | <b>344,243,518</b>   | <b>356,409,628</b> | <b>68,092,039</b>    | <b>212,371,142</b>        | <b>10,072,284</b>   | <b>54,655,567</b>    | <b>1,802,444</b> | <b>9,416,153</b>      |
| <b>Total Erogaciones</b>        | 317,382,736          | 336,488,557        | 68,092,039           | 212,371,142               | 10,072,284          | 35,421,719           | 1,169,221        | 9,362,153             |
| - Erogaciones Corrientes        | 291,665,500          | 325,675,386        | 64,803,381           | 212,133,727               | 10,072,284          | 28,134,621           | 1,169,221        | 9,362,153             |
| - Operación                     | 283,922,500          | 315,144,012        | 64,803,381           | 212,133,727               | 10,072,284          | 28,134,621           |                  |                       |
| - Personal                      | 213,774,400          | 216,420,164        | 34,627,226           | 145,001,510               | 8,656,807           | 28,134,621           |                  |                       |
| - Bs. y serv. no Person.        | 70,148,100           | 98,723,848         | 30,176,154           | 67,132,217                | 1,415,477           |                      | 1,169,221        |                       |
| - Intereses de la Deuda         | 1,280,000            | 1,169,221          |                      |                           |                     |                      |                  |                       |
| - Transferencias                | 6,463,000            | 9,362,153          |                      |                           |                     |                      |                  |                       |
| - A clasificar                  | 0                    | 0                  |                      |                           |                     |                      |                  | 9,362,153             |
| <b>- Erogaciones de Capital</b> | <b>25,717,236</b>    | <b>10,813,171</b>  | <b>3,288,658</b>     | <b>237,415</b>            |                     | <b>7,287,098</b>     |                  |                       |
| - Inversión Real                | 25,297,236           | 0                  |                      |                           |                     |                      |                  |                       |
| - Bs. de Capital                | 2,460,506            | 3,111,498          | 3,111,498            |                           |                     |                      |                  |                       |
| - Trabajos Públicos             | 22,836,730           | 7,287,098          |                      | 237,415                   |                     | 7,287,098            |                  |                       |
| - Bs. Preexistentes             | 420,000              | 414,575            | 177,160              |                           |                     |                      |                  |                       |
| <b>Total Otras Erogaciones</b>  | <b>26,860,782</b>    | <b>19,921,071</b>  |                      | <b>0</b>                  |                     | <b>19,233,848</b>    | <b>633,223</b>   | <b>54,000</b>         |
| - P/atender amort.deudas        | 697,000              | 633,223            |                      |                           |                     |                      | 633,223          |                       |
| - Otras Erogaciones             | 26,163,782           | 19,287,848         |                      |                           |                     | 19,233,848           |                  | 54,000                |



*[Handwritten Signature]*  
C.P. NICOLÁS RUBICINI  
SEC. DE FINANZAS  
Y ADMINISTRACION

*[Handwritten Signature]*  
Prof. JORGE RAMÓN BERTI  
Intendente Municipal

*[Handwritten Signature]*  
**JUAN CARLOS VALLES**  
Contador General

**ESTADO DE SITUACION  
MUNICIPALIDAD DE VILLA CONSTITUCIÓN  
CUIT 30-99903505-8  
EJECUCIÓN PRESUPUESTO 2016 - AL 31/12/16**

| <b>ACTIVOS</b>  |            |                    |
|---|------------|--------------------|
| <b>ACTIVOS CORRIENTES</b>   |            |                    |
| <b>Disponibilidades</b>   |            | <b>8,916,763</b>   |
| - Efectivo  | 101,187    |                    |
| - Fondos Fijos habilitaciones   | 50,700     |                    |
| - Bancos Cta. Cte.  | 8,764,876  |                    |
| Rentas Generales  | 1.018.729  |                    |
| Cuentas Especiales  | 7.746.147  |                    |
|   |            | <b>18,649,411</b>  |
| <b>Inversiones</b>  |            |                    |
| - Plazo Fijo  | 16,759,315 |                    |
| - Fondo Comunes de Inversión  | 1,890,096  |                    |
|   |            | <b>7,844,316</b>   |
| <b>Créditos</b>   |            |                    |
| - Fondos a Responsables   | 11,200     |                    |
| - Crédito Fiscal  | 53,840     |                    |
| - Anticipos Sueldos   | 0          |                    |
| - Asistencia financ. vecinales  | 35,695     |                    |
| - Copart. 2da qna diciembre 2016  | 7,743,581  |                    |
| <b>ACTIVOS NO CORRIENTES</b>  |            |                    |
| <b>Bienes Reales</b>  |            | <b>10,258,047</b>  |
| - Bienes de Uso   | 10,258,047 |                    |
| <b>TOTAL DE ACTIVOS</b>   |            | <b>45,668,536</b>  |
| <b>PASIVOS</b>  |            |                    |
| <b>PASIVOS CORRIENTES</b>   |            |                    |
| <b>Deudas provenientes de erogaciones pasadas por ejecuciones de presupuestos</b> |            | <b>55,105,199</b>  |
| - Proveedores   | 29,579,515 |                    |
| - Sueldos a pagar   | 0          |                    |
| - Retenciones y Contrib. Vs   | 1,893,228  |                    |
| - Caja de Jubilaciones  | 14,036,259 |                    |
| - Iapos   | 3,429,119  |                    |
| - Transferencias y contribuc.   | 4,668,716  |                    |
| - E.P.E.  | 537,936    |                    |
| - Convenio Caja Jubilaciones  | 694,656    |                    |
| - Tasa Retributiva  | 265,770    |                    |
| <b>Deudas por erogaciones no pasadas por presupuestos</b>                         |            | <b>6,626,705</b>   |
| - Honor. Ej. Fiscal.  | 89,647     |                    |
| - Reintegros Pendientes   | 6,096      |                    |
| - Reintegro Garantía Licitaciones   | 128,099    |                    |
| - Agencia Seguridad Vial  | 256,614    |                    |
| - Telefonía Celular   | 54,304     |                    |
| - Anticipo Impuestos  | 3,000,000  |                    |
| - Anticipo Coparticipación  | 2,654,822  |                    |
| - Min. Agric. Gan. Ind y Comercio   | 437,123    |                    |
| <b>PASIVOS NO CORRIENTES</b>  |            |                    |
| <b>Deudas provenientes de erogaciones pasadas por ejecuciones de presupuestos</b> |            | <b>10,653,621</b>  |
| - Deuda consolidada c/ Gno. Pcial.  | 2,377,125  |                    |
| - Transf. y contrib. refinanc.  | 8,276,496  |                    |
| <b>Deudas por erogaciones no pasadas por presupuestos</b>                         |            | <b>11,721,169</b>  |
| - Convenio Caja Jubilaciones  | 9,554,503  |                    |
| - Anticipo Coparticipación  | 2,166,666  |                    |
| <b>TOTAL PASIVOS</b>  |            | <b>84,106,693</b>  |
| <b>DIFERENCIA ACTIVOS Y PASIVOS</b>   |            | <b>-38,438,157</b> |
| <b>TOTAL</b>  |            | <b>45,668,536</b>  |

**JUAN CARLOS VALLES**  
Contador General

C.P. NICOLAS ROBERTO  
SEC. DE FINANZAS  
Y ADMINISTRACION



Prof. JORGE RAMÓN BERTI  
Intendente Municipal



**POLÍTICA SALARIAL**  
**MUNICIPALIDAD DE VILLA CONSTITUCIÓN**  
 CUIT 30-99903505-8

| Cifras en pesos |                |                 |                    |                  |                  |                     |                    |                  |                    |                   |                    |  |
|-----------------|----------------|-----------------|--------------------|------------------|------------------|---------------------|--------------------|------------------|--------------------|-------------------|--------------------|--|
| Periodo         | Cargos Presup. | Cargos Ocupados | Básico             | Hs. Extras       | Presentismo      | Adic. No Remunerat. | Nominal            | Salario Familiar | Total Remunerac.   | Aporte Patronal   | Total General      |  |
| ENE 16          | 509            | 536             | 9.592.958          | 152.024          | 521.986          | 289.825             | 10.556.793         | 251.627          | 10.808.420         | 3.127.112         | 13.935.532         |  |
| FEB 16          | 509            | 536             | 9.187.818          | 128.764          | 519.832          | 308.948             | 10.145.362         | 186.798          | 10.332.160         | 2.995.773         | 13.327.933         |  |
| MAR 16          | 509            | 535             | 11.145.183         | 352.548          | 610.169          | 284.868             | 12.392.768         | 142.212          | 12.534.980         | 3.633.815         | 16.168.795         |  |
| ABR 16          | 509            | 535             | 11.233.276         | 551.742          | 588.291          | 327.148             | 12.700.457         | 138.303          | 12.838.760         | 3.663.439         | 16.502.199         |  |
| MAY 16          | 509            | 535             | 11.077.025         | 244.957          | 579.931          | 317.690             | 12.219.603         | 137.569          | 12.357.172         | 3.613.001         | 15.970.173         |  |
| JUN 16          | 509            | 532             | 11.972.016         | 571.466          | 567.105          | 290.223             | 13.400.810         | 121.511          | 13.522.321         | 3.270.370         | 16.792.691         |  |
| 1º SAC 16       | 509            | 532             | 6.521.018          |                  |                  |                     | 6.521.018          |                  | 6.521.018          | 1.920.565         | 8.441.583          |  |
| JUL 16          | 509            | 530             | 12.261.120         | 528.885          | 640.376          | 330.011             | 13.760.392         | 131.737          | 13.892.129         | 3.612.708         | 17.504.837         |  |
| AGO 16          | 509            | 525             | 12.400.438         | 539.604          | 629.882          | 324.153             | 13.894.077         | 135.803          | 14.029.880         | 3.730.894         | 17.760.774         |  |
| SET 16          | 509            | 526             | 12.507.831         | 550.938          | 624.446          | 312.406             | 13.995.621         | 132.699          | 14.128.320         | 3.761.908         | 17.890.228         |  |
| OCT 16          | 509            | 522             | 12.378.841         | 386.690          | 619.376          | 349.115             | 13.734.022         | 130.403          | 13.864.425         | 3.715.322         | 17.579.747         |  |
| NOV 16          | 509            | 520             | 12.254.173         | 385.794          | 619.364          | 315.353             | 13.574.684         | 138.172          | 13.712.856         | 3.676.580         | 17.389.436         |  |
| DIC 16          | 509            | 520             | 12.303.584         | 511.773          | 620.922          | 321.464             | 13.757.743         | 130.876          | 13.888.619         | 3.698.943         | 17.587.562         |  |
| 2º SAC 16       | 509            | 520             | 7.341.825          |                  |                  |                     | 7.341.825          |                  | 7.341.825          | 2.160.963         | 9.502.788          |  |
| <b>TOTALES</b>  |                |                 | <b>152.177.106</b> | <b>4.905.185</b> | <b>7.141.681</b> | <b>3.771.204</b>    | <b>167.995.176</b> | <b>1.777.710</b> | <b>169.772.886</b> | <b>46.581.393</b> | <b>216.354.279</b> |  |



**JORGE RAMÓN BERTI**  
 Jefe de Gabinete Municipal

*[Signature]*  
 O.P. NICOLÁS RUBICINI  
 SEC. DE FINANZAS  
 Y ADMINISTRACIÓN

*[Signature]*  
**JUAN CARLOS VALLES**  
 Contador General



**COPARTICIPACION IMPUESTOS NACIONALES Y PROVINCIALES  
MUNICIPALIDAD DE VILLA CONSTITUCIÓN  
CUIT 30-99903505-8**

| Cifras en pesos |                   | Ing.Brutos        | Inmobiliario      | Patente           | Otros            | Total              | Ej. Anteriores    | F. Fed. Solid.   | F. Fin. Educ.    | Total Gral.        |
|-----------------|-------------------|-------------------|-------------------|-------------------|------------------|--------------------|-------------------|------------------|------------------|--------------------|
| Período         | Nacionales        |                   |                   |                   |                  |                    |                   |                  |                  |                    |
| ENE 16          | 2,176,975         | 0                 | 195,132           | 563,667           | 45,457           | 2,981,231          | 6,860,234         | 421,351          | 0                | 10,262,816         |
| FEB 16          | 3,802,597         | 2,344,792         | 1,939,881         | 2,966,588         | 115,961          | 11,169,819         | 1,943,489         | 351,810          | 0                | 13,465,119         |
| MAR 16          | 4,271,960         | 2,426,368         | 919,475           | 1,969,819         | 80,536           | 9,668,158          | 1,456,897         | 417,887          | 0                | 11,542,942         |
| ABR 16          | 4,151,705         | 2,449,634         | 1,481,637         | 3,830,372         | 98,546           | 12,011,894         | 1,358,894         | 605,314          | 1,212,442        | 15,188,544         |
| MAY 16          | 4,290,250         | 2,643,945         | 864,521           | 1,129,767         | 129,064          | 9,057,547          | 1,158,861         | 919,379          | 303,111          | 11,438,897         |
| JUN 16          | 3,016,867         | 0                 | 1,392,841         | 3,530,261         | 166,082          | 8,106,051          | 1,309,274         | 758,047          |                  | 10,173,373         |
| JUL 16          | 8,425,404         | 5,724,643         | 967,616           | 1,019,119         | 126,146          | 16,262,928         | 1,310,570         | 626,531          | 606,221          | 18,806,251         |
| AGO 16          | 7,186,820         | 3,049,132         | 1,633,260         | 882,873           | 96,830           | 12,848,914         | 1,350,727         | 347,657          | 303,111          | 14,850,409         |
| SET 16          | 5,430,877         | 3,210,165         | 909,555           | 3,572,936         | 141,017          | 13,264,550         | 1,622,319         | 384,496          | 303,111          | 15,574,475         |
| OCT 16          | 4,484,905         | 3,065,939         | 1,427,509         | 1,080,054         | 118,643          | 10,177,049         | 1,611,910         | 423,568          | 303,111          | 12,515,638         |
| NOV 16          | 5,472,813         | 3,296,248         | 900,163           | 3,523,571         | 116,487          | 13,309,281         | 1,294,763         | 390,656          | 303,111          | 15,297,811         |
| DIC 16          | 4,974,462         | 3,129,049         | 1,470,945         | 2,920,779         | 0                | 12,495,235         | 1,701,786         | 146,623          | 303,111          | 14,646,755         |
| <b>Totales</b>  | <b>57,685,630</b> | <b>31,339,918</b> | <b>14,102,538</b> | <b>26,989,806</b> | <b>1,234,769</b> | <b>131,352,660</b> | <b>22,979,727</b> | <b>5,793,320</b> | <b>3,637,327</b> | <b>163,763,035</b> |

*[Signature]*  
C.P. NICOLÁS RUBICINI  
SEC. DE FINANZAS  
Y ADMINISTRACION



*[Signature]*  
PROF. JORGE RAMÓN BERTI  
Intendente Municipal

*[Signature]*  
JUAN CARLOS VALLES  
Contador General